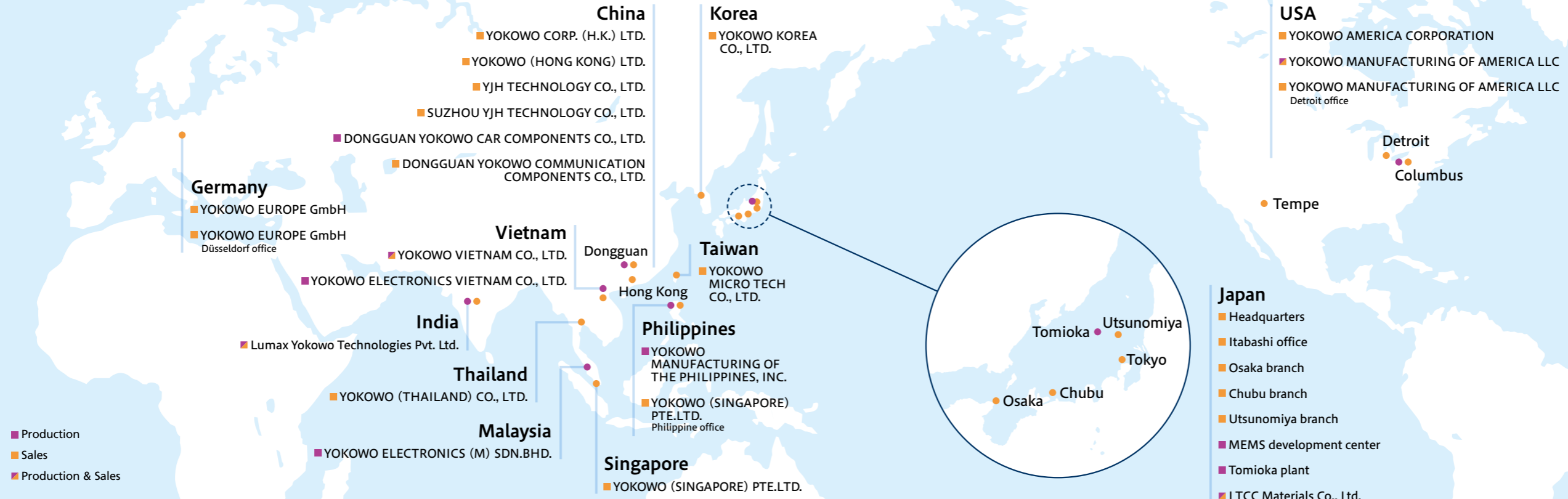


YOKOWO GLOBAL NETWORK

Since establishing its Taiwan Plant in 1967, the Yokowo Group has been actively shifting production bases to overseas locations so that it can build an optimal global production system. It currently operates mass production plants primarily in Malaysia, China, Vietnam, and the Philippines. Overseas production now accounts for more than 80% of Yokowo's total production. In terms of sales, Yokowo has opened overseas offices in countries and regions worldwide with offices in three cities in the Americas, in Germany in Europe, and in nine Asian countries to provide local-based sales services closely matched to market needs around the world.



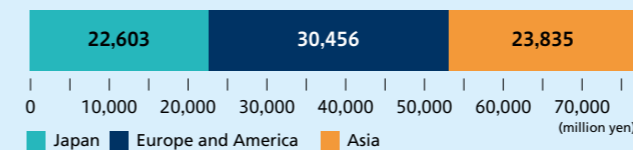
Company Profile (As of March 31, 2024)

Company Name	YOKOWO CO., LTD.		
Head Office Location	JR Kanda Manseibashi Bldg. 14F, 1-25, Kandasuda-cho, Chiyoda-ku, Tokyo 101-0041, Japan		
Founded	September 1, 1922		
Incorporated	June 14, 1951		
Capital	¥7,819 million		
Number of shares issuable	40,000,000 shares		
Number of shares issued	23,849,878 shares, including 539,008 treasury stock shares		
Number of shareholders	6,966		
Major Shareholders (As of March 31, 2024)	Shareholder	Number of shares held (in thousands)	Percentage of shares held
	The Master Trust Bank of Japan, Ltd.	3,748	16.0
	Custody Bank of Japan, Ltd.	1,905	8.1
	The Gunma Bank, Ltd.	990	4.2
	Yokowo Business Partners Shareholders' Association	840	3.6
	Mitsubishi UFJ Trust and Banking Corporation	595	2.5
	Company's Stock Investment	458	1.9
	The Dai-ichi Life Insurance Company, Limited	450	1.9
	MUFG Bank, Ltd.	446	1.9
	Resona Bank, Limited	445	1.9
	Mizuho Bank, Ltd.	420	1.8


* The head office location was changed by a resolution of the general meeting of shareholders in June 2023.

* The Company holds 539 thousands of its treasury stocks, but not counted as a major shareholder.
 * The number of shares is rounded to the nearest thousand.
 * Percentage of shares held is calculated excluding treasury stocks and is rounded down to one decimal place.

Net Sales by Region (FY2023)



Number of Employees by Region (FY2023)



*1 Major Production Bases *2 YOKOWO CO., LTD.

Net Sales / Share of Total Overseas Sales

